

Scaled data based on original data using
LM-79-08 Approved Method: Electrical and Photometric Measurements of Solid-
State Lighting Products

Test Report Prepared for
Cooper Lighting Solutions
(formerly Eaton)

Brand: McGRAW-EDISON

Report Number: P385951

Luminaire Tested: **GWC-SA1C-740-U-T3**

Issue Date: 3/3/2020

Test Information

Test Method: LM-79-08
Report Number: P385951
TEST IS SCALED FROM IESNA LM-79-08 TEST DATA (G2-1903-205-14)
Test Lab: INNOVATION CENTER
Issue Date: 3/3/2020
Manufacturer: COOPER LIGHTING SOLUTIONS (FORMERLY EATON)
Product Line: MCGRAW-EDISON
Catalog Number: GWC-SA1C-740-U-T3
Description: GALLEON WALL LUMINAIRE
(1) 70 CRI, 4000K, 1050mA LIGHTSQUARE WITH 16 LEDS AND TYPE III OPTICS
Light Source: -
Ballast/Driver: ELECTRONIC DRIVER

Summary

Lumens per Lamp: N/A
Luminaire Lumens: 7556 lumens
Efficiency: N/A
Efficacy: 128.1 lumens/watt
Luminous Opening: Rectangular (W 0.5' x L: 0.5' x H: 0')
IES Classification: Type III - Short
BUG Rating: B1 - U0 - G2

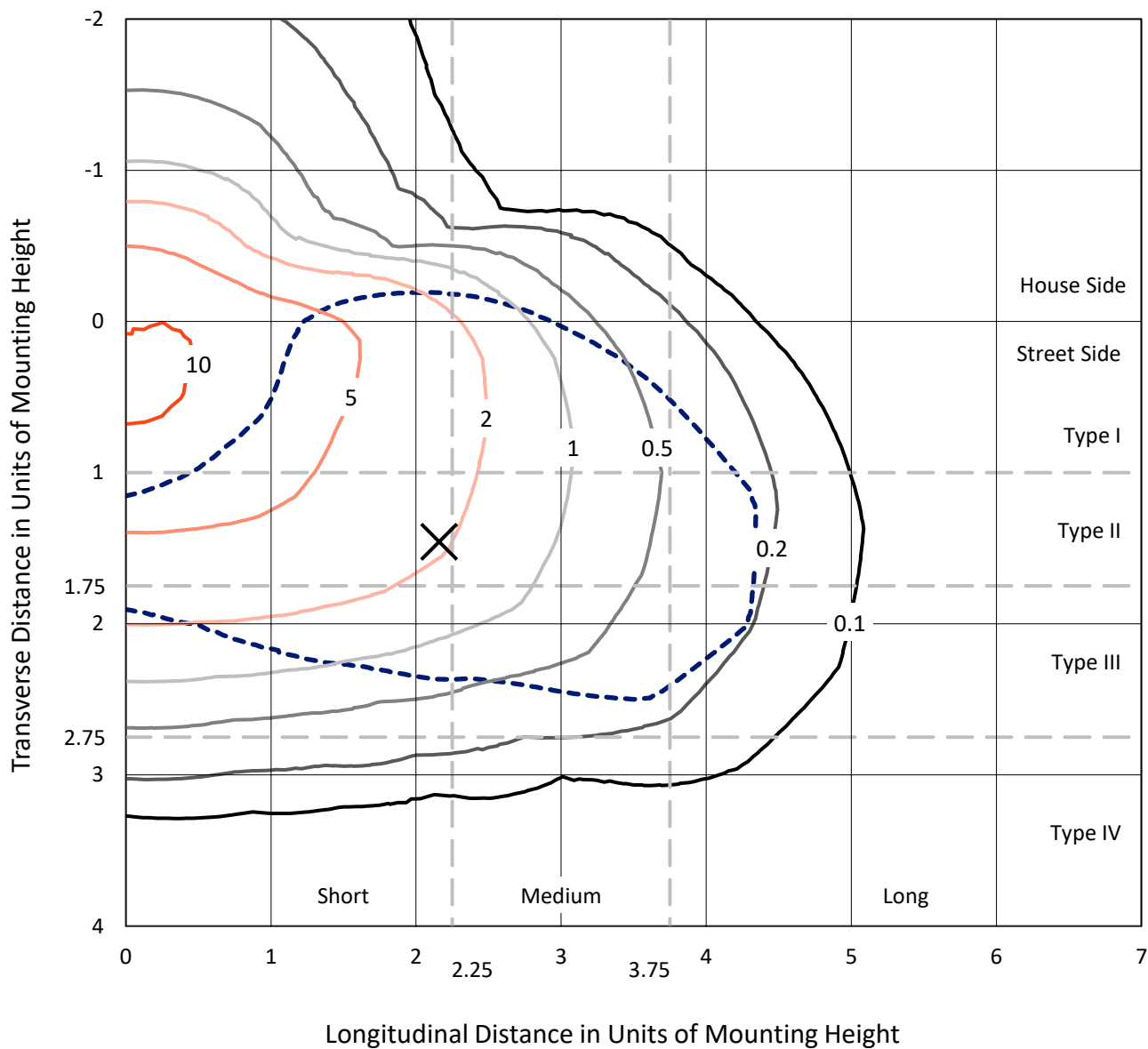
Input Watts (W): 59
Input Voltage (V): NR
Input Current (Ain): NR
Voltage Rise (V): NR
Power Factor: NR
Total Harmonic Distortion (THDi): NR
Frequency (hertz): 60
Stabilization Time: NR
Operation Time: NR
Ambient Temperature (°C): NR
Test Distance: 24 FT



REPORT NUMBER: P385951
 CATALOG NUMBER: GWC-SA1C-740-U-T3

Iso-Footcandle Lines of Horizontal Illumination

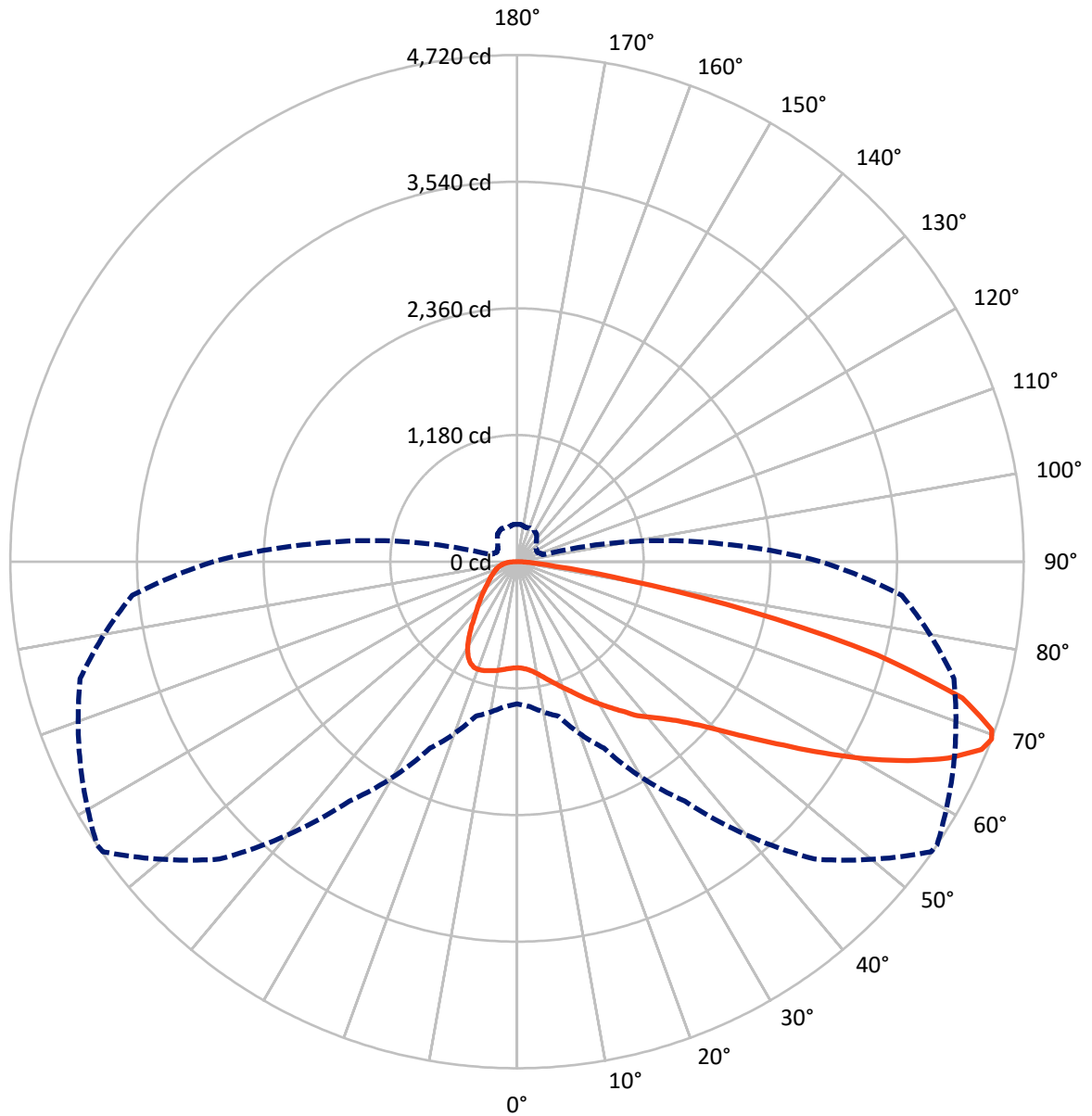
✕ Max cd
 - - - 1/2 Max cd



Based on 10 foot mounting height. Maximum calculated value = 10.7 fc
 Type III - Short - N/A

REPORT NUMBER: P385951
CATALOG NUMBER: GWC-SA1C-740-U-T3

Luminous Intensity Polar Plot



— Vertical Plane Through 56-Deg Lateral - - - Horizontal Cone Through 69-Deg Vertical



REPORT NUMBER: P385951

CATALOG NUMBER: GWC-SA1C-740-U-T3

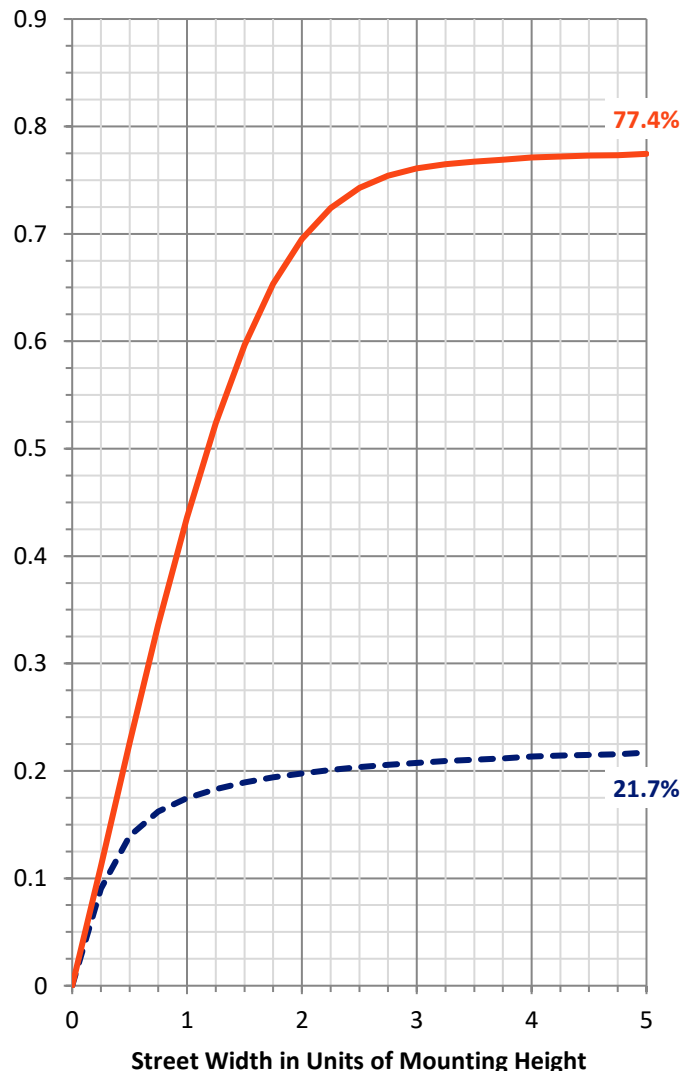
FLUX DISTRIBUTION:

		Downward	Upward	Total
House Side	Lumens	1682.7	0.0	1682.7
	% Fixture	22.3	0.0	22.3
Street Side	Lumens	5873.3	0.0	5873.3
	% Fixture	77.7	0.0	77.7
Total	Lumens	7556.0	0.0	7556.0
	% Fixture	100.0	0.0	100.0

Coefficient of Utilization

ZONAL LUMENS:

Zone	Lumens	% Fixture
0°-10°	97.0	1.3
10°-20°	312.0	4.1
20°-30°	544.6	7.2
30°-40°	782.3	10.4
40°-50°	1082.7	14.3
50°-60°	1586.2	21.0
60°-70°	1933.9	25.6
70°-80°	1069.2	14.2
80°-90°	148.1	2.0
90°-100°	0.0	0.0
100°-110°	0.0	0.0
110°-120°	0.0	0.0
120°-130°	0.0	0.0
130°-140°	0.0	0.0
140°-150°	0.0	0.0
150°-160°	0.0	0.0
160°-170°	0.0	0.0
170°-180°	0.0	0.0
0°-90°	7556.0	100.0
0°-180°	7556.0	100.0



REPORT NUMBER: P385951

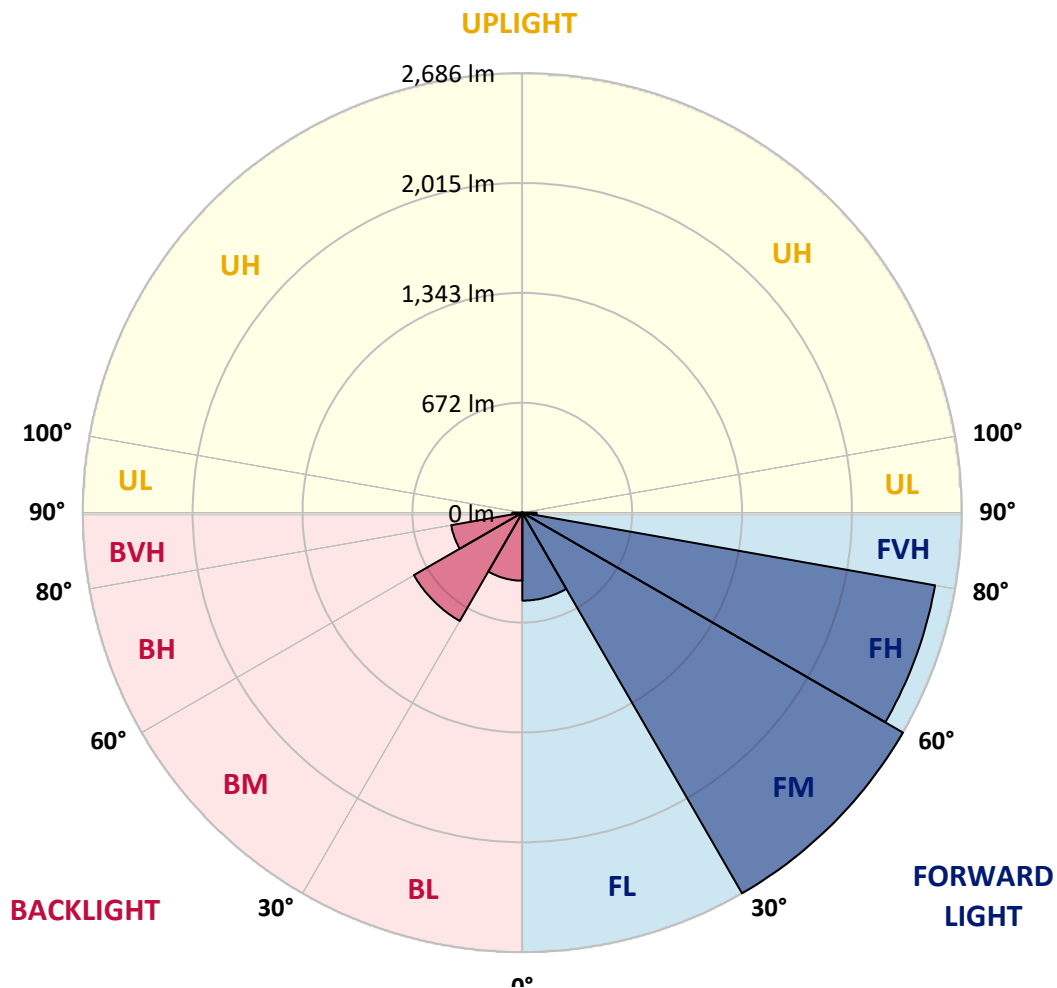
CATALOG NUMBER: GWC-SA1C-740-U-T3

LUMINAIRE CLASSIFICATION SYSTEM LUMEN TABLE AND BUG RATING:

Zone	Lumens	% Fixture	Zone Rating/Lumen Limit		
			B	U	G
FL (0°-30°)	537.8	7.1			
FM (30°-60°)	2686.4	35.6			
FH (60°-80°)	2561.9	33.9			G2/5000
FVH (80°-90°)	87.2	1.2			G1/100
BL (0°-30°)	415.8	5.5	B1/500		
BM (30°-60°)	764.8	10.1	B1/1000		
BH (60°-80°)	441.3	5.8	B1/500		G1/500
BVH (80°-90°)	60.9	0.8			G1/100
UL (90°-100°)	0.0	0.0		U0/0	
UH (100°-180°)	0.0	0.0		U0/0	

BUG Rating: B1-U0-G2

Type III Short





REPORT NUMBER: P385951
 CATALOG NUMBER: GWC-SA1C-740-U-T3

CANDELA DISTRIBUTION (FULL):

	0°	5°	15°	25°	35°	45°	55°	56°	65°	75°	85°
0°	987.8	987.8	987.8	987.8	987.8	987.8	987.8	987.8	987.8	987.8	987.8
2.5°	994.1	995.1	994.3	996.4	994.1	995.6	994.3	994.3	993.6	991.2	988.6
5°	1009.7	1011.8	1010.5	1012.6	1009.7	1010.2	1007.9	1007.9	1005.5	1000.6	995.4
7.5°	1034.2	1036.5	1035.5	1037.6	1033.6	1033.6	1030.5	1030.3	1025.6	1017.5	1011.5
10°	1063.3	1066.4	1065.4	1068.5	1065.4	1066.4	1063.3	1063.3	1057.1	1045.6	1038.1
12.5°	1105.7	1109.7	1106.8	1106.5	1105.2	1107.3	1104.7	1104.2	1098.5	1082.8	1072.4
15°	1162.5	1166.7	1160.7	1160.2	1152.9	1152.1	1152.1	1151.3	1147.7	1128.9	1111.7
17.5°	1227.8	1229.1	1223.9	1215.6	1206.2	1200.2	1199.5	1201.5	1201.5	1179.7	1152.3
20°	1291.9	1294.2	1290.0	1280.7	1268.7	1259.8	1253.6	1257.8	1257.5	1231.5	1192.7
22.5°	1361.6	1367.1	1360.8	1348.9	1334.8	1324.9	1314.0	1317.6	1317.9	1285.9	1232.3
25°	1451.9	1447.0	1443.1	1426.2	1406.1	1396.0	1385.8	1389.5	1388.4	1344.4	1273.1
27.5°	1531.9	1532.9	1527.7	1509.7	1486.6	1464.2	1463.7	1466.0	1462.1	1405.4	1311.6
30°	1624.8	1625.3	1618.0	1601.9	1576.6	1547.7	1541.0	1544.9	1536.5	1463.1	1352.3
32.5°	1717.2	1719.8	1711.7	1692.2	1671.9	1636.8	1623.2	1625.8	1605.0	1522.2	1394.2
35°	1798.1	1801.8	1799.2	1786.2	1764.0	1733.8	1717.7	1716.1	1690.4	1594.6	1449.6
37.5°	1880.7	1884.0	1881.2	1870.2	1861.4	1829.4	1820.8	1820.8	1776.0	1668.5	1520.1
40°	1965.5	1970.7	1967.3	1952.2	1944.7	1930.1	1909.6	1904.6	1856.2	1757.3	1635.2
42.5°	2044.4	2051.2	2064.7	2055.8	2040.5	2042.6	2001.2	1998.6	1963.2	1888.5	1779.7
45°	2156.3	2166.2	2189.1	2182.3	2179.2	2167.8	2118.6	2116.2	2102.7	2064.9	1959.0
47.5°	2278.4	2291.9	2333.3	2334.6	2368.2	2346.6	2279.7	2271.6	2274.7	2276.3	2177.9
50°	2390.8	2405.7	2473.6	2505.6	2584.8	2589.5	2482.5	2475.2	2487.4	2523.3	2433.0
52.5°	2480.6	2499.4	2584.2	2683.2	2818.8	2857.3	2732.1	2726.6	2735.7	2797.7	2721.4
55°	2546.5	2566.8	2659.2	2839.3	3055.9	3123.8	3019.5	3014.3	3020.0	3098.9	3035.1
57.5°	2561.9	2566.8	2700.9	2944.5	3256.1	3419.3	3371.1	3360.7	3332.6	3401.3	3381.3
60°	2489.8	2509.5	2666.5	2981.5	3411.0	3710.6	3738.7	3725.7	3646.8	3703.0	3686.9
62.5°	2343.5	2378.9	2538.2	2925.2	3471.6	3948.5	4099.2	4083.6	3947.7	3984.1	3906.6
65°	2104.5	2119.6	2287.0	2731.3	3394.6	4100.7	4420.7	4412.8	4241.8	4184.8	3947.2
67.5°	1677.1	1705.5	1847.6	2326.0	3079.3	4082.8	4669.2	4668.5	4433.9	4259.3	3803.2
69°	1324.9	1354.3	1489.7	1916.1	2724.8	3918.5	4710.9	4720.0	4488.1	4214.0	3597.6
70°	1056.3	1090.4	1183.3	1613.9	2410.1	3702.0	4676.3	4692.7	4477.7	4139.3	3407.8
72.5°	449.5	477.1	543.2	831.9	1468.9	2764.4	4275.7	4337.6	4236.4	3788.4	2816.4
75°	196.3	204.9	234.8	339.2	652.0	1504.5	3349.5	3464.1	3622.3	3202.2	2098.0
77.5°	143.7	147.3	163.7	199.1	292.6	568.2	2154.0	2220.6	2612.4	2330.2	1286.9
80°	111.1	113.8	126.5	146.3	191.1	229.8	982.4	1039.6	1468.9	1196.9	536.0
82.5°	88.5	90.3	99.2	107.8	132.0	139.3	326.2	361.8	542.2	330.6	141.9
85°	82.3	84.3	87.5	78.6	84.6	81.7	141.1	147.6	163.7	129.9	59.3
87.5°	37.2	44.0	86.7	61.2	45.0	35.9	57.8	60.4	67.9	68.2	26.3
90°	0.0	0.0	0.0	0.0	0.0	0.0	0.0	0.0	0.0	0.0	0.0



REPORT NUMBER: P385951
 CATALOG NUMBER: GWC-SA1C-740-U-T3

CANDELA DISTRIBUTION (continued):

	90°	95°	105°	115°	125°	135°	145°	155°	165°	175°	180°
0°	987.8	987.8	987.8	987.8	987.8	987.8	987.8	987.8	987.8	987.8	987.8
2.5°	990.2	989.4	990.7	987.6	991.5	991.2	989.9	990.4	993.0	992.8	993.0
5°	996.2	995.6	997.2	994.9	999.5	1001.1	1001.4	1003.7	1006.6	1007.4	1007.4
7.5°	1011.3	1011.3	1012.0	1008.9	1012.0	1011.8	1010.5	1012.8	1015.7	1015.9	1015.7
10°	1037.3	1037.6	1036.2	1028.2	1025.6	1018.5	1012.0	1012.3	1015.9	1018.8	1019.6
12.5°	1070.1	1069.0	1063.3	1048.5	1037.6	1023.2	1016.5	1016.2	1019.8	1022.2	1023.0
15°	1107.6	1104.7	1089.9	1065.7	1046.4	1032.3	1021.4	1018.8	1016.7	1014.1	1014.4
17.5°	1143.0	1136.5	1111.7	1078.2	1057.9	1039.1	1018.0	1001.1	989.4	982.6	980.5
20°	1178.9	1166.1	1130.5	1089.9	1064.1	1030.0	989.4	955.0	933.7	923.8	922.0
22.5°	1211.7	1191.1	1147.9	1102.1	1059.2	999.3	935.5	885.5	855.9	842.6	843.6
25°	1243.7	1215.1	1166.1	1110.7	1034.2	945.1	860.5	799.1	764.8	749.9	749.4
27.5°	1271.8	1239.3	1185.9	1103.7	987.6	868.1	771.8	711.9	683.3	670.5	668.4
30°	1304.1	1269.7	1212.2	1076.9	919.4	779.1	685.1	642.9	622.6	609.9	607.5
32.5°	1343.4	1311.1	1233.8	1028.2	832.2	686.1	617.4	588.0	569.5	555.2	552.6
35°	1400.7	1365.8	1239.3	958.4	736.4	612.7	567.7	537.5	512.5	494.0	492.2
37.5°	1472.5	1434.2	1226.8	868.1	643.5	565.1	526.3	489.1	456.6	430.5	426.4
40°	1576.1	1518.3	1192.2	764.0	575.0	528.4	486.0	443.5	403.2	372.7	366.8
42.5°	1700.5	1617.0	1139.1	660.4	524.8	491.2	445.9	393.3	354.8	333.2	330.1
45°	1858.8	1719.5	1065.4	569.8	475.3	454.0	402.7	354.3	330.3	314.4	311.8
47.5°	2039.4	1834.6	988.1	496.1	433.4	419.1	368.1	336.8	317.8	305.3	303.0
50°	2261.5	1964.5	906.1	435.7	391.2	377.2	351.7	327.2	312.1	302.5	300.1
52.5°	2511.9	2111.0	847.0	388.1	356.3	346.2	343.1	322.0	309.8	302.5	300.1
55°	2781.6	2260.2	783.2	348.0	326.2	329.0	337.3	322.5	314.2	305.3	301.9
57.5°	3051.5	2414.3	712.2	314.2	302.2	316.3	333.4	323.6	316.5	307.9	304.8
60°	3264.9	2511.9	602.1	285.8	283.2	302.2	324.1	315.7	306.6	306.9	306.4
62.5°	3364.6	2506.7	480.5	260.6	264.2	283.2	309.0	303.5	296.0	306.1	306.9
65°	3308.7	2381.7	374.0	237.7	243.9	263.4	293.4	297.5	300.1	319.6	322.2
67.5°	3073.9	2138.6	289.7	217.6	225.4	249.9	294.9	324.1	327.5	348.0	347.8
69°	2831.0	1910.6	251.7	207.2	216.3	253.3	315.2	341.0	328.2	350.1	347.0
70°	2627.5	1730.2	231.4	200.2	212.1	259.3	328.8	340.7	324.3	343.1	337.9
72.5°	2023.6	1244.7	196.3	187.2	198.1	248.1	332.7	333.2	315.2	318.9	310.0
75°	1387.9	786.6	171.3	169.5	176.7	223.6	320.2	318.3	291.5	286.3	279.0
77.5°	765.3	399.6	145.5	152.5	157.5	198.1	291.0	288.4	266.3	255.4	252.7
80°	295.2	174.9	122.9	135.6	138.7	171.5	255.1	252.7	234.3	220.2	216.3
82.5°	111.4	91.6	101.5	117.4	116.4	141.6	216.0	214.7	196.8	176.2	170.0
85°	51.5	54.9	80.4	96.8	89.3	104.9	172.8	175.2	153.3	128.8	128.8
87.5°	21.9	30.7	57.0	73.1	60.1	70.8	126.8	121.0	111.1	77.0	72.4
90°	0.0	0.0	0.0	0.0	0.0	0.0	0.0	0.0	0.0	0.0	0.0

Signify Classified - Internal
Cooper Lighting Solutions Photometric Lab
1121 Highway 74 South
Peachtree City, GA 30269

Scaled Data Report



Report Generated By 670245982

Signify Classified - Internal
Cooper Lighting Solutions Photometric Lab
1121 Highway 74 South
Peachtree City, GA 30269

Scaled Data Report



Signify Classified - Internal
Cooper Lighting Solutions Photometric Lab
1121 Highway 74 South
Peachtree City, GA 30269

Scaled Data Report



Signify Classified - Internal
Cooper Lighting Solutions Photometric Lab
1121 Highway 74 South
Peachtree City, GA 30269

Scaled Data Report





--- HS — SS

Signify Classified - Internal
Cooper Lighting Solutions Photometric Lab
1121 Highway 74 South
Peachtree City, GA 30269

Scaled Data Report



u

Signify Classified - Internal
Cooper Lighting Solutions Photometric Lab
1121 Highway 74 South
Peachtree City, GA 30269

Scaled Data Report



Signify Classified - Internal
Cooper Lighting Solutions Photometric Lab
1121 Highway 74 South
Peachtree City, GA 30269

Scaled Data Report



(END OF REPORT)